

GET AN INSIGHT INTO OUR GREATEST MINDS

BRAVE NEW WORLD
BRAVE NEW RESEARCH



ST VINCENT'S CAMPUS

2020

RESEARCH WEEK



ST VINCENT'S
HEALTH NETWORK
SYDNEY

Guide to St Vincent's Campus Research Week Virtual Meeting

On behalf of the Research Week and Research Symposium Organising Committees, it is our pleasure to invite you to the first **Virtual** St. Vincent's Campus Research Week & Symposium to be held from **the 14th and 18th September**.

Research Week events will be streamed and accessible via the **St Vincent's Research Week Whova App**. The following guide is help you navigate the Whova App.

Dates: 14th - 18th September 2020

Whova Web App: https://whova.com/portal/webapp/svcrw_202009/

Website: <https://www.svrc.one/research-week>



ST VINCENT'S CAMPUS
2020
RESEARCH WEEK

Registration & Whova App

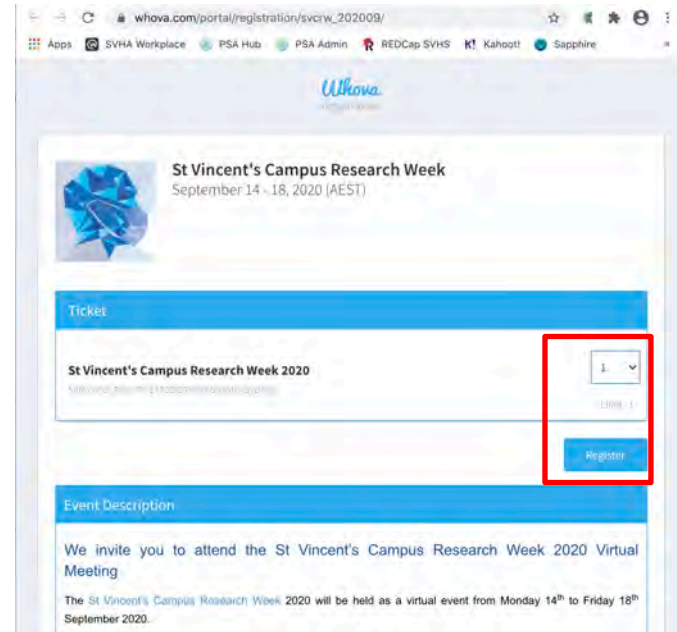
REGISTRATION

To view and participate in Research Week events, you will need to **register** via the following link:

https://whova.com/portal/registration/svcrw_202009/

WHOVA APP

After you register you can **access the website and sign-in** via https://whova.com/portal/webapp/svcrw_202009/ or download the mobile app via https://whova.com/portal/svcrw_202009/

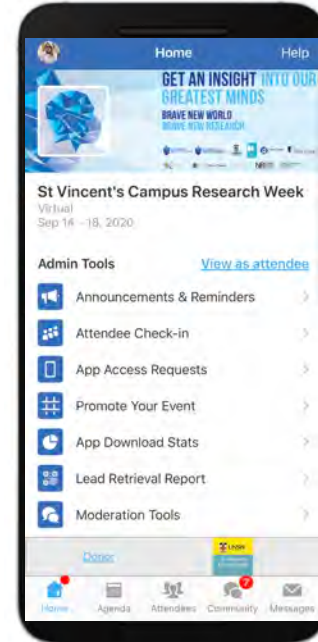


Whova Event App User Tutorial

Whova Web App



Whova Mobile App



How to Download the Whova App

The Whova event app is for free for event attendees.

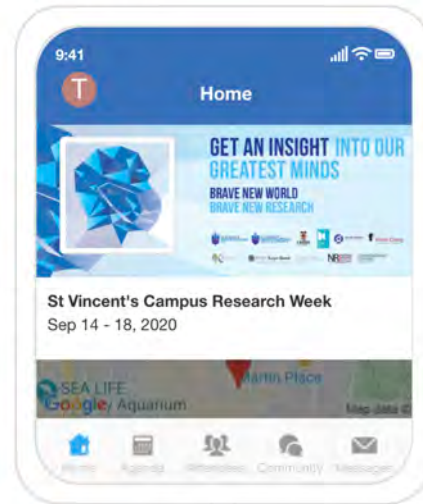
To download the app, please follow ANY of the steps below:

- Open up the Apple Store or Google Play on your mobile device, and search for “Whova”.
- Or, visit [here](https://whova.com/portal/svcrw_202009/) [https://whova.com/portal/svcrw_202009/] in your mobile device’s web browser.
- When you have found Whova, tap to download and install the Whova app.

Whova App User Guide

- <https://whova.com/pages/whova-app-user-guide/>

Mobile App Preview



How to Sign In

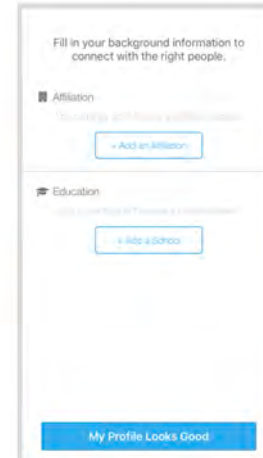
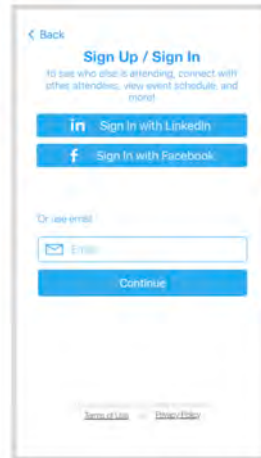
1. Sign in options

Enter the email address you used for event registration

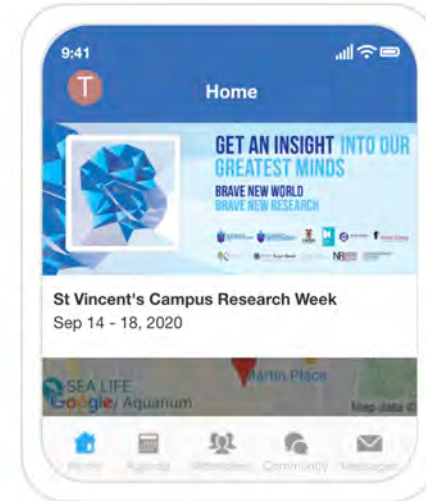
2. Create password and type in your name.

3. Profile editing

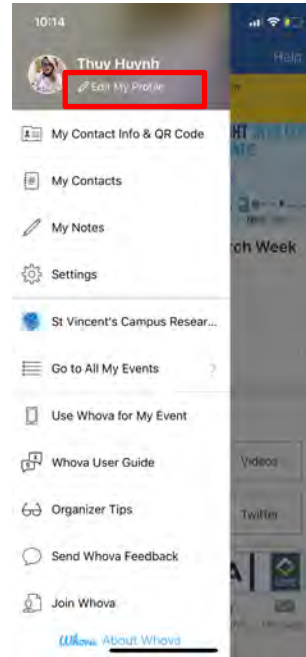
Other attendees will see this and network with you, so make it look good. You can edit it later; click your profile picture (or a default headshot image) at top-left corner of the event “Home.”



Mobile App Preview



Profile Editing



3. Profile editing

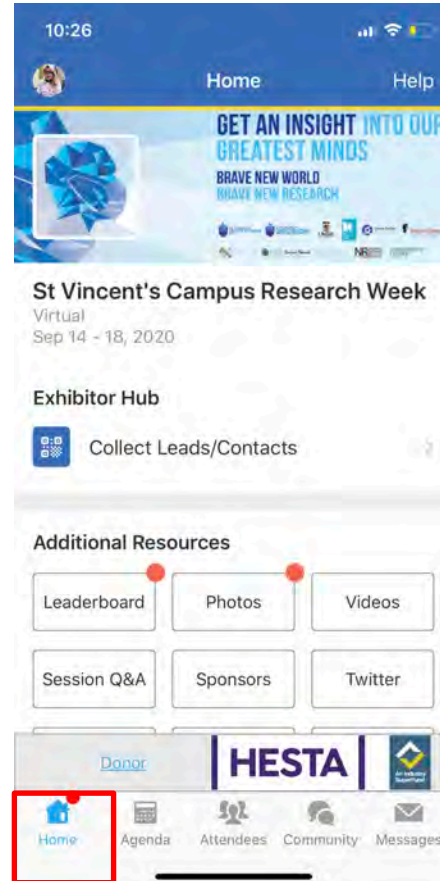
Other attendees will see this and network with you, so make it look good. You can edit it later; click your profile picture (or a default headshot image) at top-left corner of the event “Home.”

Access your event main page

4. Access your event main page

The app will take you to your event page automatically if organizers updated the app with your registration information.

If your event doesn't show up automatically, **search** for it. Then, click the **join** button on the bottom of the event description page, and enter the **event invitation code** the organisers sent you. Or, request a new code and wait until the organisers approve your request.



The Three Most Popular Features

1. Agenda

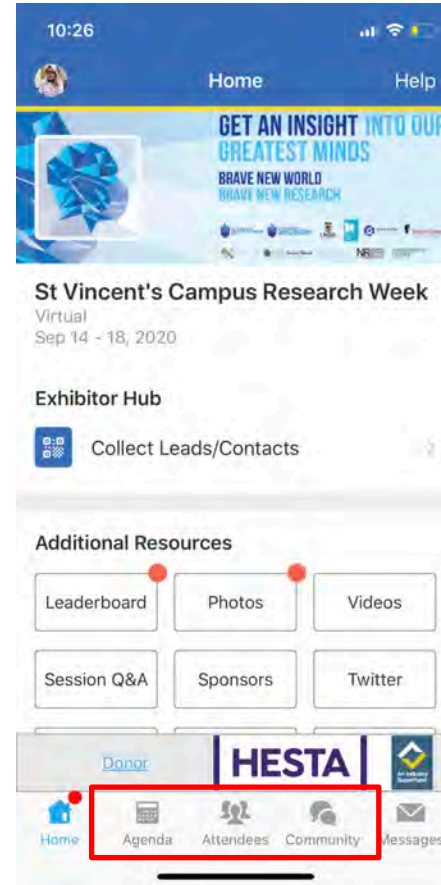
- personal schedules, reminders, session search

2. Networking

- attendee profiles, messaging, and a meeting scheduling

3. Community Board

- planning social activities and virtual meet-ups, job posts, Q&A, special interest groups, and more



The Three Most Popular Features

1. Agenda

Session Search

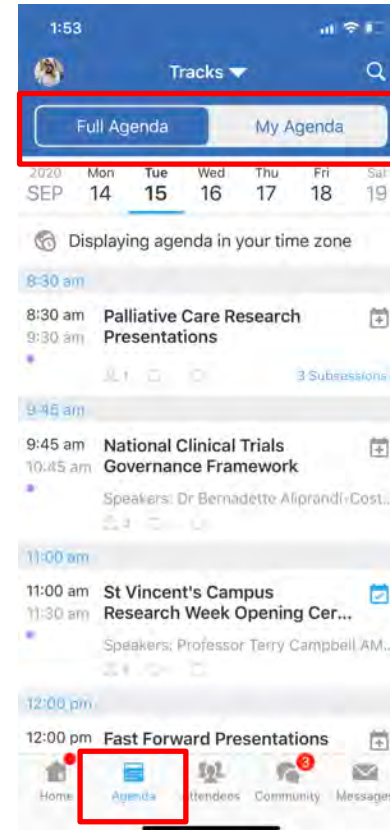
WhoVa lists all the sessions on each event day. You can search an individual session by keywords, including a session title, room, and a speaker name.

Personal Schedule in “My Agenda”

The session includes all the details like overview, handouts, speaker profiles, etc. You can add the session into your own personal agenda and set a reminder. All the sessions you saved are in My Agenda.

Participating in sessions through the app

During the session, you can click Like, ask questions or leave comments, and rate the session. You can take down your personal notes too.



← Toggle between the full agenda and your agenda

← Click to add to your agenda



The Three Most Popular Features

2. Networking

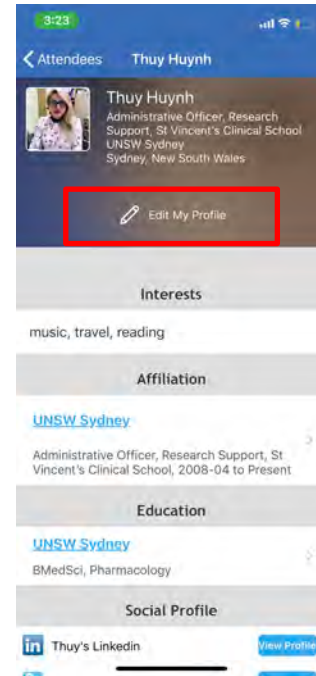
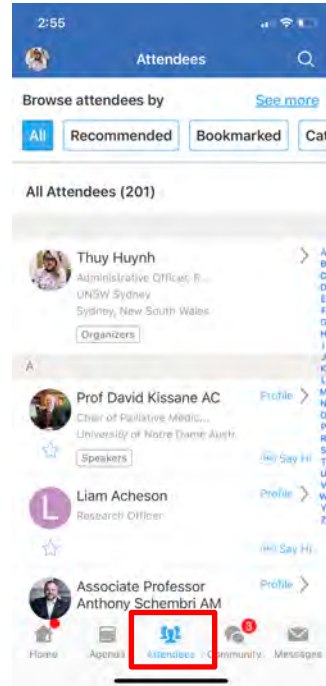
Plan Your Networking

With a little planning, you can make many valuable connections. Explore who else is attending the event. You can search by keywords including company name or title. You can click attendees in the list and see their professional profiles. You can take a note, or request contact information

Recommended Connections for You

Click the Recommended tab on the top of the Attendees list to find Whova's recommendations about people you may be interested in networking with. Click into each item to see attendees who came from the same city or have the same affiliations, educational backgrounds, or interests as you.

Make sure that your profile has enough information to match with other attendees. To edit your profile, click the pen icon in your profile preview.



The Three Most Popular Features

2. Networking

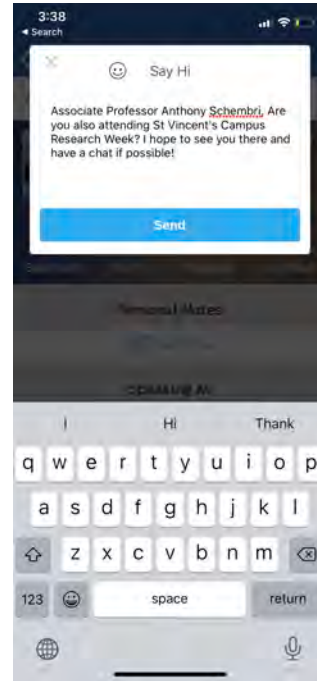
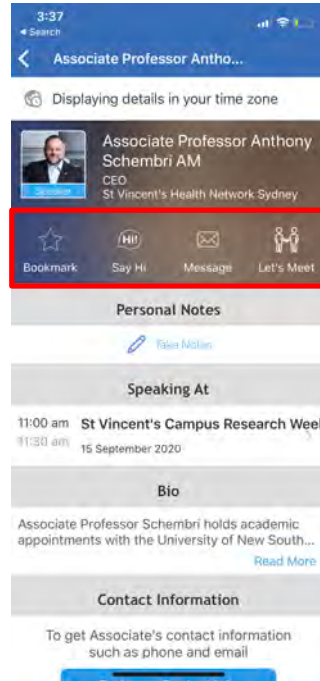
Say-Hi, In-app Messaging, and Private Group Chat

You can see the professional background information of fellow attendees and say “Hi” with a click.

Or, start chatting through private in-app messages. By clicking the button on the top of the page, you can invite more people to join the conversation. Just convert it to a private group chat.

Meeting scheduler

Use the meeting scheduling feature to suggest a time and a place to meet someone. If your request is accepted, you'll see a notification and it'll also show up in your agenda.



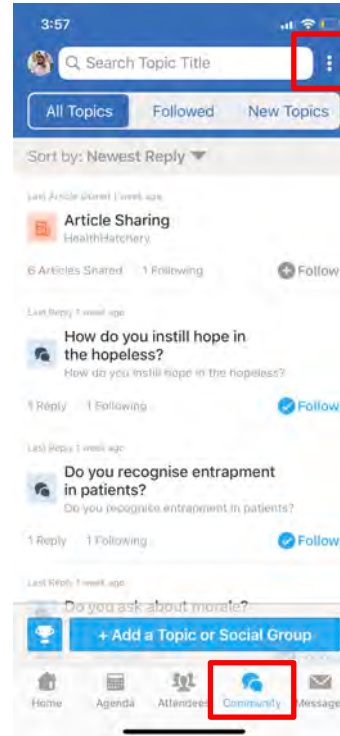
The Three Most Popular Features

3. Community Board

Create conversational topics and interact with others even prior to your event. You can plan social activities and gatherings with fellow attendees, ask organisers or attendees any questions, break the ice by selecting and answering fun questions, share a ride, explore job opportunities, and do much more.

Depending on your interests, you can enable notifications from certain topics on the Community Board. At top-right corner of the Community Board, click the vertical dots (settings) and find “Notification Settings”.

Alternatively, you can find the app “Settings” on the left-side slide menu (open it by clicking your profile picture or the default headshot image at top-left corner of the event “Home”).


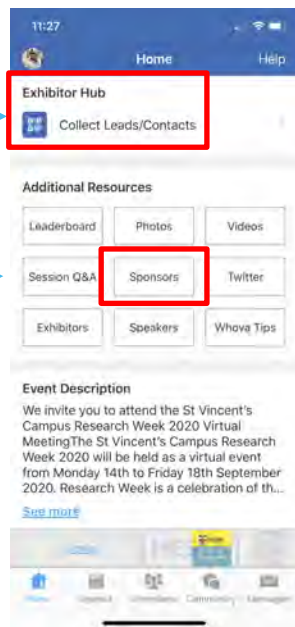


Click here to configure notification settings

Donors & Sponsors

Visit our donors & sponsors at the Exhibitor Hub

Check out our donors & sponsors



Other Useful Features



Exhibitors: Get coupons, giveaways, and raffles offered by exhibitors.



Photo Sharing: Share exciting moments and participate in a photo contest



Twitter: Directly Tweet from the app without a Twitter account

Remember to use the following hashtags on social media to capture the action 📸 :

#bravenewresearch

#stvincentsresearchweek

#SVCRS2020 (*Research Symposium*)

#SVCRW2020 (*Research Week*)

Social Wall & Social Media Posts

Social Wall & Social Media Posts for 2020 St Vincent's Campus Research Week & Research Symposium Virtual Meeting

Check out our social wall for St Vincent's Campus Research Week 2020 Virtual Meeting [HERE](#).

Remember to use the following hashtags on social media to capture the action 😊:

#bravenewresearch

#stvincentsresearchweek

#SVCRS2020 (*Research Symposium*)

#SVCRW2020 (*Research Week*)

Please share our event to your colleagues and students. We look forward to seeing you!



Social Wall & Social Media Posts

whova.com/portal/event_wall/svcrw_202009/ralfywevduahwedpquywk/

RT @thuy_tweets_: Our official app Whova for St Vincent's Campus Research Week 2020 Virtual Meeting is here! See agenda, network & more htt...

Elizabeth McInnes
Aug 7, 2020 10:38 PM via Whova

Discussion Topic - Any Other Conferences?
Do you have a conference coming up that you would like others to know about? Make a post and invite fellow attendees her...

Announcement
Posted at: Tue, Aug 18 at 12:54 PM (AEST)

Social Wall & Social Media Posts for 2020 St Vincent's Campus Meeting
Check out our social wall for St Vincent's Campus Research Week 2020 Virtual Meeting [HERE](#).
Remember to use the filetags

St Vincent's Campus Research Week

whova.com/portal/event_wall/svcrw_202009/ralfywevduahwedpquywk/

Thuy Huynh
Aug 7, 2020 10:38 PM via Whova

Thuy Huynh
Aug 7, 2020 10:38 PM via Whova

Thuy Huynh
Aug 7, 2020 10:38 PM via Whova

Many thanks to our

Social Group - Higher Degree Researchers

Thuy Huynh
See full details in the Whova app

Thuy Huynh
Aug 7, 2020 10:38 PM via Whova

UNSI

St Vincent's Campus Research Week